

Commercial generator set Quiet Diesel™ Series QD 5000



Cummins Onan



Performance you rely on.™

Features and benefits

- Lower noise, vibration, harshness (NVH)
- Up to 15 dB(A) quieter than conventional diesel generator sets
- Enclosed muffler for added quietness, easy installation
- Automatic glow plug eliminates preheat time uncertainty
- Self-diagnostic capability simplifies troubleshooting
- Convenient, top-mounted switches and coolant level check/fills
- Complete, integrated package for easy, low-cost installation
- Service and maintenance points accessible through easy-latch side service door

Weight, size and sound level

Weight: 400 lb (181 kg), wet

Size: Length 34.5 in (876.0 mm), width 22.9 in (581.2 mm), height 20.3 in (514.7 mm)

Sound: 68 dB(A) at 10 ft (3 m), before installation, 1/2 load

Models and ratings

| Model | Fan | Hz | Watts | Voltage | Amps | PF | Phase | Circuit breaker |
|---------------------|----------|----|-------|---------|-----------|-----|-------|-------------------|
| 5 HDKBC/2860 | Internal | 60 | 5000 | 120 | 41.7 | 1.0 | 1 | (1) 2 pole, 25 A |
| 5 HDKBC/2861 | Internal | 60 | 5000 | 120/240 | 41.7/20.8 | 1.0 | 1 | (1) 2 pole, 25 A |
| 5 HDKBC/2905 | Internal | 60 | 5000 | 120/240 | 12.0 | 1.0 | 3 | (1) 3 pole, 15 A |
| 5 HDKBB/6880 | Internal | 50 | 4800 | 230 | 21 | 1.0 | 1 | (1) 2 pole*, 25 A |

- Ratings apply to altitudes up to 500 ft (152.4 m), 85 °F (29 °C) ambient* with No. 2 diesel fuel.
- Maximum power capability decreases 3.5% for each 1,000 ft (305 m) above 500 ft (152.4 m) and 1% for each 10 °F (5.5 °C) increase in ambient* temperature above 85 °F (29 °C).
- Ratings are intermittent power output. Continuous ratings are 90% of intermittent.
- All 60 Hz and 50 Hz models operate at 2880 r/min.

* Ambient is defined as the air temperature measured at the cooling air inlet to the set.

* Only one pole is used.

Standard features

- 2-cylinder diesel engine
- Brush type alternator
- Digital voltage regulation, no adjustments required
- Bottom and side air inlet and outlet
- Integral enclosed muffler with stationary exhaust pipe connection point
- USDA approved spark arrestor
- Internal radiator
- Intake silencer
- Replaceable dry element air cleaner
- Maintenance-free electronic governor
- Fused DC circuits
- Battery charging - 4 A
- Hour meter
- Waterproof connector for remote operation
- Focalized mounting system with 3-point vibration isolation
- Over voltage, low oil pressure, over temp, over speed and overload safeties
- Bulkhead type connections for fuel and battery
- Terminal block connection for AC output
- Electric fuel pump
- Fuel filter
- Full flow oil filter
- Service and maintenance from below or side service access panel
- Automatic timed glow plugs for quick easy start
- Instant one-touch stop

Average fuel consumption:

| No. 2 diesel fuel, Gal/hr (L/hr) | No load | Half load | Full load |
|----------------------------------|-------------|-------------|-------------|
| 5 HDKBC | 0.25 (0.95) | 0.39 (1.47) | 0.60 (2.27) |
| 5 HDKBB | 0.20 (0.74) | 0.32 (1.23) | 0.54 (2.04) |

Engine details

Model: Kubota Z482

Design: 4-cycle, liquid-cooled diesel engine

Cylinders: 2, inline vertical

Bore: 2.64 in (67 mm)

Stroke: 2.68 in (68 mm)

Displacement: 29.23 in³ (479 cm³)

Compression ratio: 23:1

Lube oil capacity: 2.0 qt (1.9 L)

Cooling system capacity: 3.0 qt (2.84 L)

Power (max): At 3000 rpm: 11.1 hp (8.3 kW) SAE net intermittent

Starting system: Remote, 12 V

Alternator details

Design: Cummins Onan, revolving field, AC, 2-pole

Insulation system and temperature rise: Class H

Exciter system: Capped, digital voltage regulation

DC brushes: Electrographic; long life

Bearings: Double-sealed pre-lubricated ball bearings

Cooling: Direct drive centrifugal blower

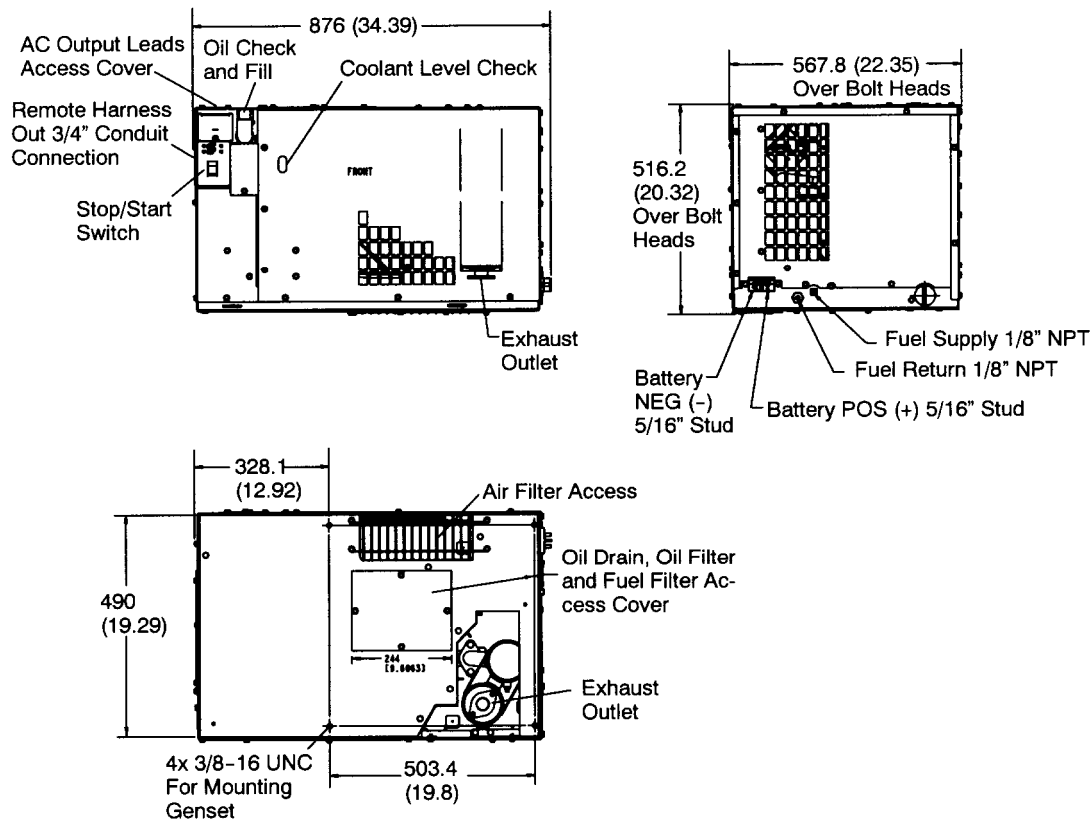
Generator set details

Control

- Microprocessor control
- Integrated generator set and engine control
- User and service personnel accessible diagnostics
- Fused DC circuits
- Over voltage safety
- Hour meter
- Low oil pressure safety
- Over speed safety
- Overload safety
- Automatic timed glow plugs based on ambient temperature
- One-touch stop

| | | | | |
|-----------------------------|-------------------|--------|---------------|--------|
| Frequency regulation | No load/Full load | +/- 5% | Constant load | +/- 1% |
| Voltage regulation | No load/Full load | +/- 1% | Constant load | +/- 2% |

Basic dimensions



Note: This outline drawing is provided for general reference only and is not intended for design or installation. For more information see Operation and Installation manuals or obtain drawing 500-3634 and wiring diagram from your distributor/dealer.

Options and accessories

- Auxiliary fuel pump kit (P/N 541-0530)
- Remote control panels
 - Switch only (P/N 300-4942)
 - Switch and hour meter (P/N 300-4943)
 - Switch and DC voltmeter (P/N 300-4944)
- Remote harnesses (for use with remote panels):
 - 10 ft (P/N 338-3490-01), 30 ft (P/N 338-3490-02)
- Remote control harness pigtail (P/N 300-4947)
- Remote control harness pigtail at panel (P/N 338-3573)
- Exhaust adapter, 7 in (P/N 155-2424), 3 in (P/N 155-2610)
- Exhaust elbow, 90° (P/N 155-2982)

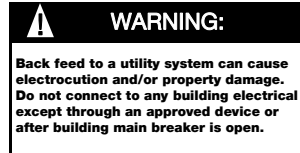
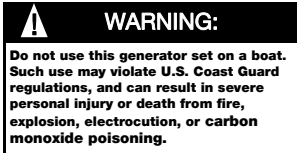
Testing and standards

- Tested at extremes of temperature -20 °F (-29 °C) to 120 °F (49 °C) for starting and operation
- Tested with commercial loads
- Tested in high humidity conditions
- Tested in salt spray conditions
- Tested in heavy airborne dust conditions
- Field test program
- This product meets U.S. EPA Tier IV
- This generator set was designed and manufactured in facilities certified to ISO 9001
- CSA certified for CSA C22.2 std 100 and std 14



Warranty policy

The Cummins Onan limited warranty covers virtually everything except routine maintenance for the first two years you own your generator set, or the first 2,000 hours of operation, whichever comes first. In addition, it includes a free 90-day adjustment policy, which provides that Cummins Inc. will make minor adjustments to your new generator set during the first three months you own it - free of charge!



After sale support

Largest distributor/dealer support network

Cummins Onan generator sets are supported by the largest and best trained worldwide certified distributor/dealer network in the industry. This network of knowledgeable Cummins Onan distributor/dealers will help you select and install the right generator set and accessories to meet the requirements of your specific application. This same network offers a complete selection of commonly used generator set maintenance parts, accessories and products plus manuals and specification sheets. Plus, they can answer your questions regarding proper operation, maintenance schedules and more.

Manuals: Operation and installation manuals ship with the generator set. To obtain additional copies or other manuals for this model, see your Cummins Onan distributor/dealer and request the following manual numbers: Operation (981-0167), Installation (981-0634), Parts (981-0273), Service (981-0535).

To easily locate the nearest Cummins Onan distributor/dealer in your area, or for more information, contact us at 1-800-888-6626 (or 763-574-5000), or visit www.cumminsonan.com.

Contact your distributor/dealer for more information

Cummins Onan

Cummins Power Generation

1400 73rd Ave. NE
Minneapolis, MN 55432 USA
Phone 1 763 574 5000
Toll-free 1 800 888 6626
Fax 1 763 574 5298
Email www.cumminsonan.com/contact
www.cumminsonan.com

